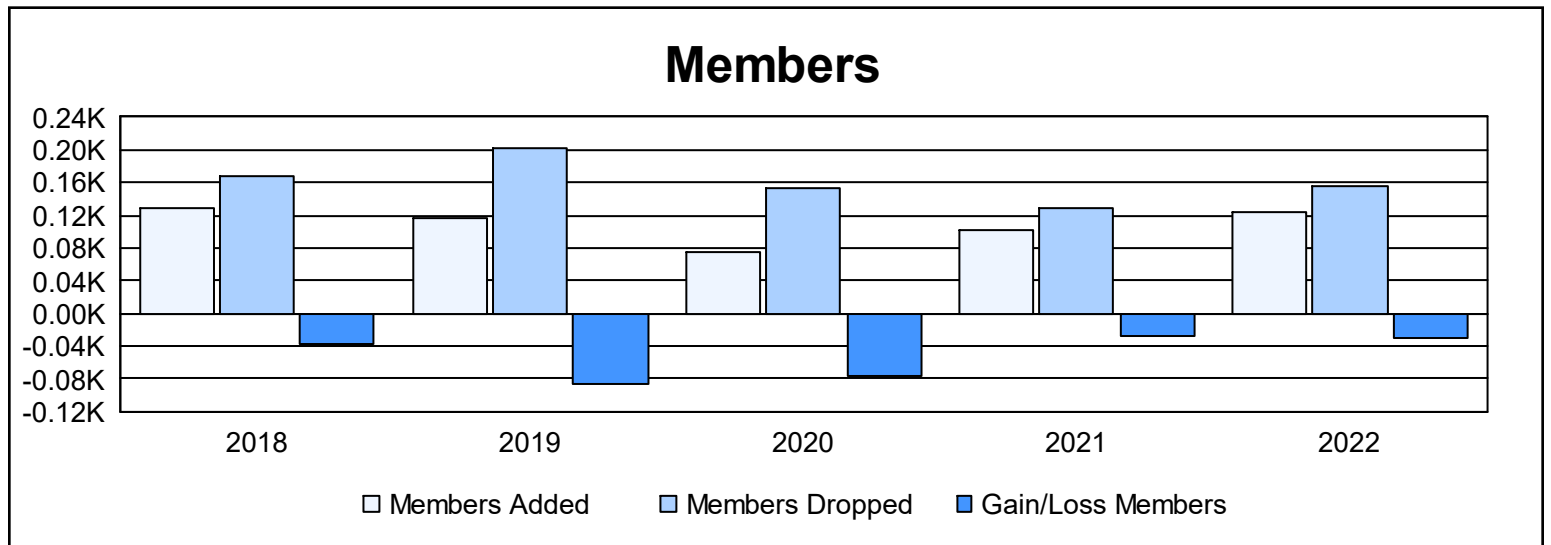
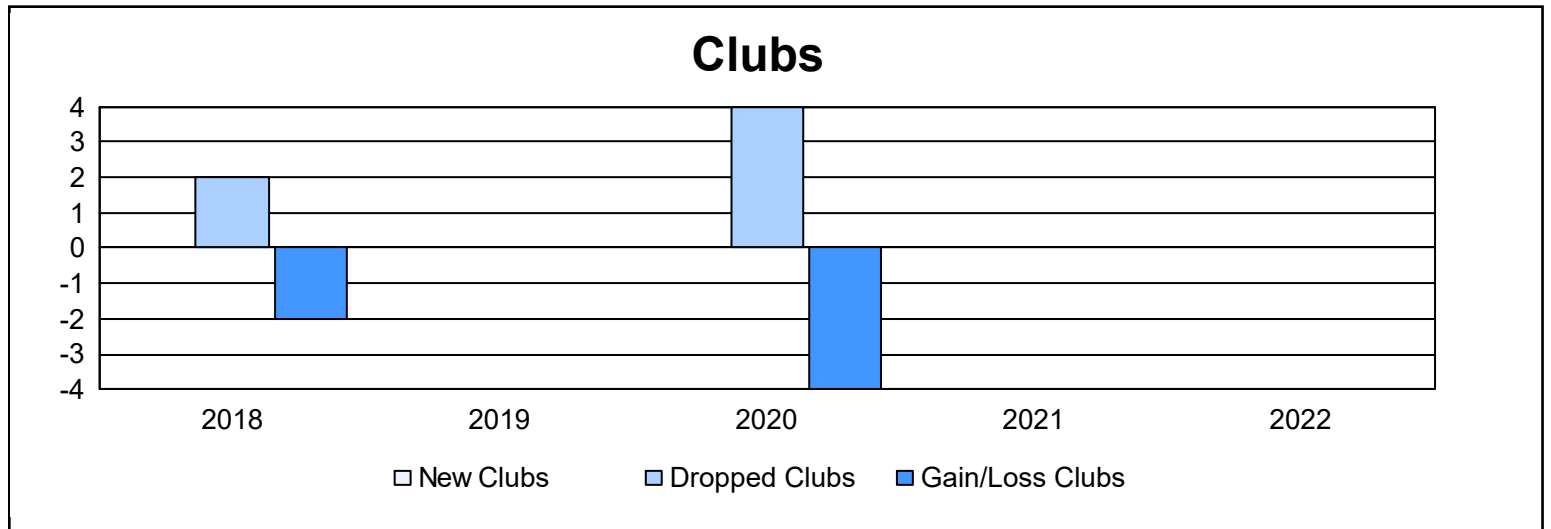
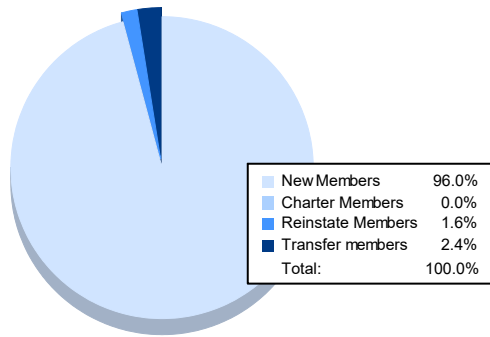


Year	New Clubs	Dropped Clubs	Gain/ Loss Clubs	New Members	Charter Members	Reinstate Members	Transfer Members	Total Member Added	Total Members Dropped	Gain/ Loss Members
2017-2018	0	2	-2	120	0	6	3	129	167	-38
2018-2019	0	0	0	102	1	8	6	117	203	-86
2019-2020	0	4	-4	64	0	10	2	76	152	-76
2020-2021	0	0	0	96	0	2	3	101	128	-27
2021-2022	0	0	0	119	0	2	3	124	155	-31
<b>Average</b>	<b>0</b>	<b>1</b>	<b>-1</b>	<b>100</b>	<b>0</b>	<b>6</b>	<b>3</b>	<b>109</b>	<b>161</b>	<b>-52</b>



### Membership Composition June 2022 Cumulative



### Gender Composition June 2022 Cumulative

